

SQUARELINE® Metal Ceiling Tiles

- Sleek, Modern Look
- Affordable Price
- Easy Installation
- Acoustical Control
- Three Bold Patterns:
SQUARELINEstandard™
SQUARELINEmedium™
SQUARELINEultra™



SQUARELINE Metal Ceiling Tiles give ceilings a stunningly modern, high-tech look with the added benefit of acoustical control. These expanded metal tiles — in three distinct patterns — are pre-bonded with illbruck's innovative willtec® FM acoustical backing.

Depending on the thickness of the insert, SQUARELINE has an NRC rating of 0.55 to 0.60, which means it absorbs 55% to 60% of the sound directed toward it.

If you're looking for a more dramatic, contemporary look, choose the large mesh pattern of SQUARELINEultra or the mid-size pattern of SQUARELINEmedium. Both come in chrome metal with a light gray or charcoal insert and are ideal for large, open environments such as modern entries, convention centers, stadiums, and restaurants.

SQUARELINEstandard offers contemporary European flair in a choice of white or chrome metal with a

light gray or charcoal insert. It's a sophisticated choice for modern offices, conference and board rooms, lobbies, retail stores, and more.


To meet your unique vision, specify SQUARELINE in a custom dimension or distinctive color of metal to match the décor. The tiles are offered with or without an acoustical backer and can be ordered with a thicker backer for applications requiring additional sound absorption.

Material

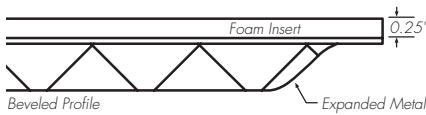
- Galvanized, powder-coated expanded metal ceiling tiles
- 1/4" willtec® FM acoustical backer pre-bonded to metal ceiling tiles
- Durable and Class 1 fire-rated

SQUARELINEstandard™

- Flat or beveled profile
- 24"x24" (nominal) dimension
- Open area of 68.2%




White or Chrome Metal with Light Gray or Charcoal Insert



SQUARELINEmedium™

- Flat profile
- 24"x24" or 24"x48" (nominal) dimensions
- Open area of 62.5%



Chrome Metal with Light Gray or Charcoal Insert

SQUARELINEultra™

- Flat profile
- 24"x24", 24"x48" or 48"x48" (nominal) dimensions
- Open area of 71.4%



Chrome Metal with Light Gray or Charcoal Insert

Physical Data—willtec FM

Tensile Strength	10 PSI (ASTM D3574-77)
Density	5.7 lbs./cubic foot
Elongation	20% (ASTM D3574-77)
Heat Conductivity	K factor = 0.38 at 50 degrees F
Long Term Service Temperature	-76 to 302 degrees F
Fire Resistance	Class 1 (ASTM E84)
Color	Light gray and charcoal

Sound Absorption

SQUARELINE's unique expanded metal design provides a larger open area (62.5% to 71.4%) for noise to pass through and be absorbed by its pre-bonded willtec FM acoustical backing.

SQUARELINE Sound Absorption

Test ASTM C423-90a; Mounting Type E

Frequency (Hz)	1/4" Thick Insert*
125	0.37
250	0.59
500	0.30
1000	0.50
2000	0.75
4000	1.09
NRC	0.55

*1/2" thick insert has a NRC of 0.60 and is available for custom orders.

Installation

- Easily drops into standard 15/16" ceiling grids
- Pre-bonded, one piece design simplifies handling
- Install at any stage of construction
- Cotton gloves recommended
- Tiles notched for quick orientation

Custom Options

- Tile dimensions
- Color of metal
- With or without acoustical backer
- Acoustical backer thickness

Minimum orders, set-up charges and longer lead times may apply to custom orders.

Other Products

- CONTOUR® Wall and Ceiling Tiles
- HARMONI™ Ceiling Tiles
- WHITELINE® Ceiling Tiles
- FABRITEC™ Wall Panels
- SONEX® Baffles and Panels
- PROSPEC® Barriers

